




Breakout Bars

Description		Code	W	D	H
38mm Thick Board. Selected Finishes available Contrasting Modesty Options Available					
	Freestanding	BF1606	1600	600	1100
		BF1806	1800	600	1100
		BF2006	2000	600	1100
		BF1608	1600	800	1100
		BF1808	1800	800	1100
		BF2008	2000	800	1100
	Wall mounted with panel end	BWE1606	1600	600	1100
		BWE1806	1800	600	1100
		BWE2006	2000	600	1100
		BWE1608	1600	800	1100
		BWE1808	1800	800	1100
		BWE2008	2000	800	1100
	Wall mounted with pedestal base	BP1606	1600	600	1138
		BP1806	1800	600	1138
		BP2006	2000	600	1138
		BP1608	1600	800	1138
		BP1808	1800	800	1138
		BP2008	2000	800	1138

Board Finish Options

BAND A		BAND B		BAND C	
					
					
WHITE MULTIPLEX EDGE	WHITE	ROMANA CHERRY	SORRENTO WALNUT	JURA OAK	TOBACCO OAK