

Mercury Visitor Chair

Mercury operator chairs with contoured seat and backrests plus a comprehensive suite of functional controls and options, provide comfort and support during prolonged periods of seated work.

Available with a choice of backrest heights, tilt actions and arm options, Mercury can be tailored to meet your exact requirements at a very advantageous price point.



FEATURES


- Tubular Steel cantilever frame
- Plastic glides
- Medium back
- Fixed arms
- Tubular Steel cantilever frame in Black powder coat or Polished Chrome
- Plastic components are available in Black
- Mercury can be upholstered in a broad range of contract upholstery fabrics and vinyls
- Two-tone upholstery

PERFORMANCE STANDARDS

This product has been designed to conform to the following standards and has been tested for type approval.

- BS EN1335 -1:2000
- BS EN1335 - 2 /3 :2009
- BS5459 - 2:2000+A8:2008


Component Finishes



Black (Plastic)




Black (Plastic)



Polished Aluminium



Black (Powder Coat)



Polished Chrome

Base Finishes

Frame Finishes

dimensions

OH - Overall Height

OD - Overall Depth

OW - Overall Width

AH - Arm Height

SH - Seat Height

SW - Seat Width

SD - Seat Depth

