

# Mosaic Plus

Multi-functional. Versatile. Contemporary. Dynamic.

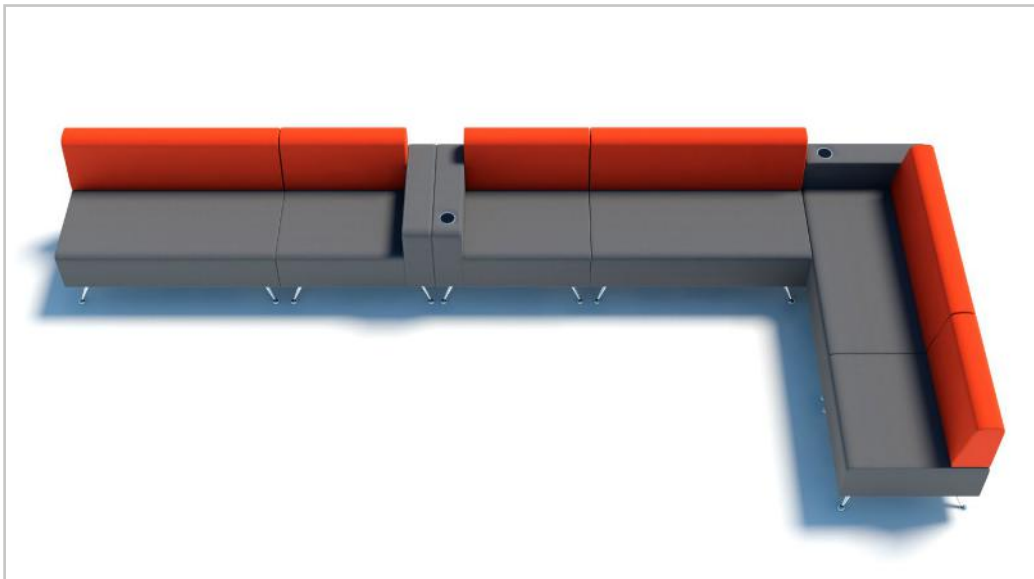

The Mosaic Plus modular range ticks many boxes. Individual components can be utilised to suit specific spaces and form a vast array of innovative and inventive configurations.

## Features

- CMHR foam
- Hardwood frame
- Chrome leg

**MOSAIC PLUS MP2-FB**

**MOSAIC PLUS MPCU**



**MOSAIC PLUS MP2-FB / MP1-BLA / MP1-BRA / MP2-FBRA / MPCU**



**MOSAIC PLUS MP2-LARA / WIRELESS ARMREST CHARGER**

## MOSAIC PLUS



### MP1

Single seat bench with chrome legs.

#### DIMENSIONS

**WIDTH** 700mm  
**DEPTH** 700mm  
**SEAT HEIGHT** 440mm  
**OVERALL HEIGHT** 440mm



### MPCU

90° corner linking bench with chrome legs.

#### DIMENSIONS

**WIDTH** 700mm  
**DEPTH** 700mm  
**SEAT HEIGHT** 440mm  
**OVERALL HEIGHT** 440mm

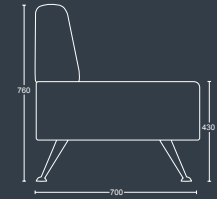
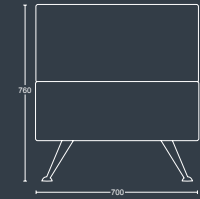
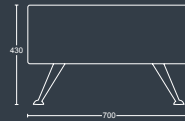
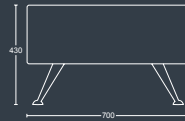
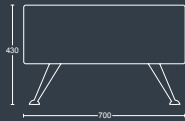
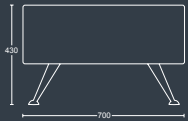


### MP1-B

Single seat bench with back and chrome legs.

#### DIMENSIONS

**WIDTH** 700mm  
**DEPTH** 700mm  
**SEAT HEIGHT** 440mm  
**OVERALL HEIGHT** 760mm



## MOSAIC PLUS



### MP1-BLA/ MP1-BRA

Single seat bench with back, left or right arm and chrome legs.

#### DIMENSIONS

**WIDTH** 850mm  
**DEPTH** 700mm  
**SEAT HEIGHT** 440mm  
**OVERALL HEIGHT** 760mm



### MP1-LARA

Single seat armchair with chrome legs.

#### DIMENSIONS

**WIDTH** 1000mm  
**DEPTH** 700mm  
**SEAT HEIGHT** 440mm  
**OVERALL HEIGHT** 760mm


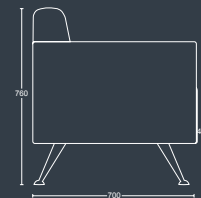
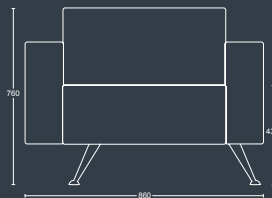
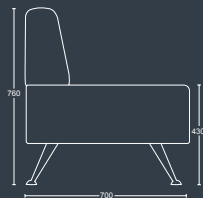
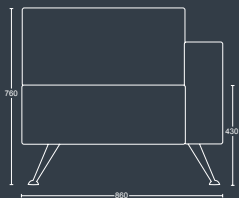


### MP2

Double seat bench with chrome legs.

#### DIMENSIONS

**WIDTH** 1200mm  
**DEPTH** 700mm  
**SEAT HEIGHT** 440mm  
**OVERALL HEIGHT** 440mm



## MOSAIC PLUS



### MP2-FB

Double seat bench with back and chrome legs.

#### DIMENSIONS

**WIDTH** 1200mm  
**DEPTH** 700mm  
**SEAT HEIGHT** 440mm  
**OVERALL HEIGHT** 760mm



### MP2-FBLA/ MP2-FBRA

Double seat bench with back, left or right arm and chrome legs.

#### DIMENSIONS

**WIDTH** 1350mm  
**DEPTH** 700mm  
**SEAT HEIGHT** 440mm  
**OVERALL HEIGHT** 760mm

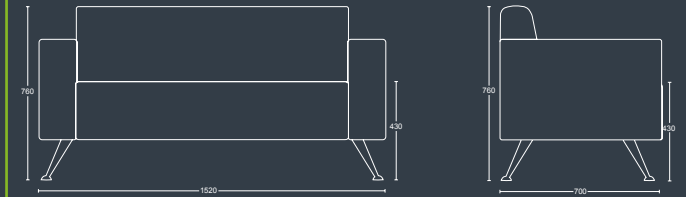
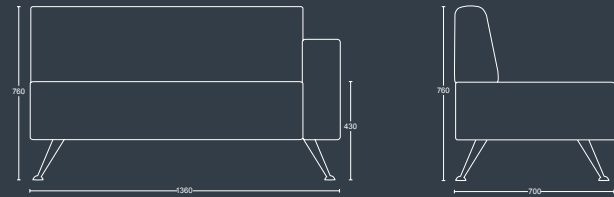
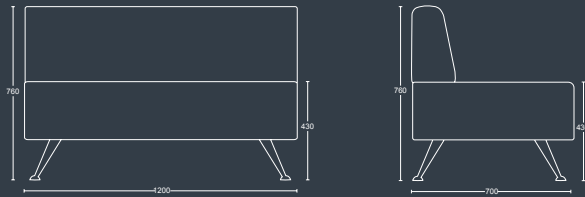


### MP2-LARA

Double seat armchair with chrome legs.

#### DIMENSIONS

**WIDTH** 1500mm  
**DEPTH** 700mm  
**SEAT HEIGHT** 440mm  
**OVERALL HEIGHT** 760mm



Certificate Number 12877  
ISO 9001