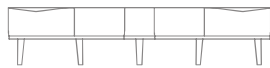


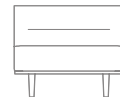
Mote



MTE-OT01 - Single
MTE-OT0 - Two seater
MTE-OT03 - Three seater



MTE-OT120 - 120°
MTE-OT90 - 90°



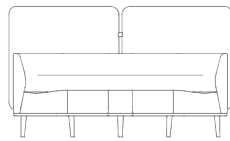
MTE-SF01
MTE-SF02
MTE-SF03



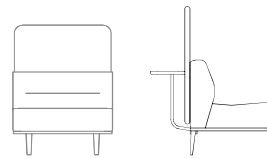
MTE-SF120 - 120°
MTE-SF90 - 90°



MTE-BSS01
MTE-BSS02
MTE-BSS03



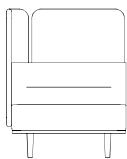
MTE-BSS120 - 120°
MTE-BSS90 - 90°



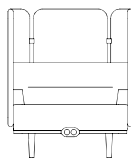
MTE-BSS01T - with Workshelf
MTE-BSS02T- with Workshelf
MTE-BSS03T- with Workshelf



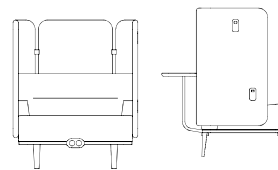
MTE-BR120
MTE-BR90



MTE-BCSL01 - Left hand
MTE-BCSR01 - Right hand



MTE-BSF01
MTE-BSF02
MTE-BSF03



MTE-BSF01T- with Workshelf
MTE-BSF02T- with Workshelf
MTE-BSF03T- with Workshelf



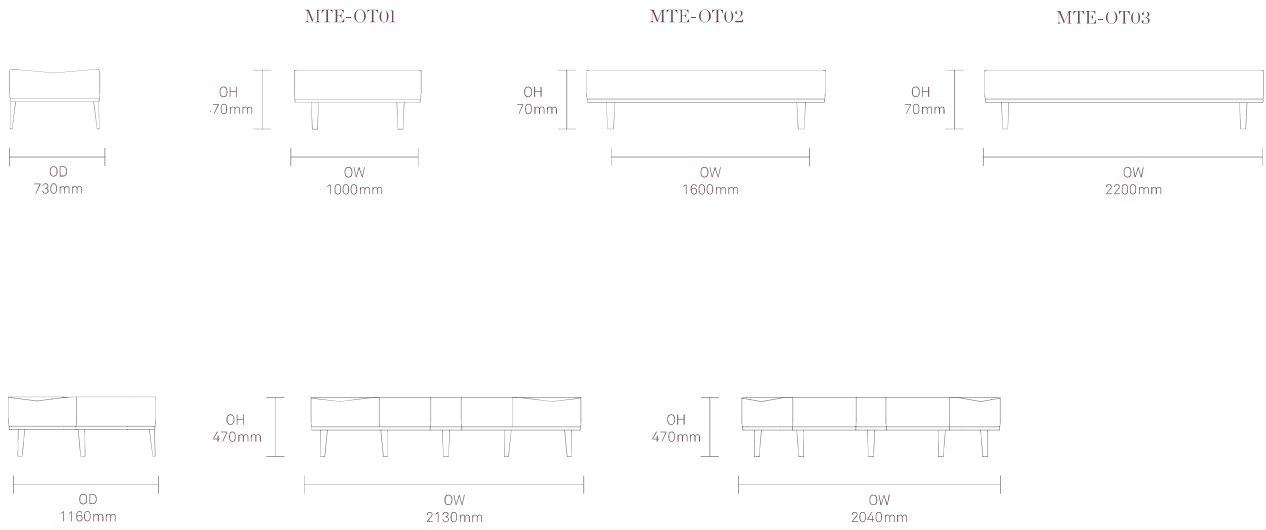
MTE-LS01

Standard Features

- (*Selected Models only)
- Traditional carcass construction with multi density foam
- Fully upholstered
- Cast Aluminium frame finished in Black powder coat
- Plastic glides with levelling adjustment

Optional Features

- Frame fitted power units - 2 x powered USB/TUF and 1x power socket*
- Two-tone upholstery
- End arms
- Single arms- mid
- Double arms - intermediate

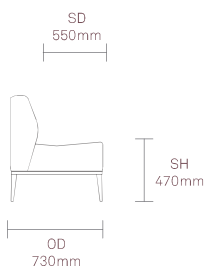


Standard Features

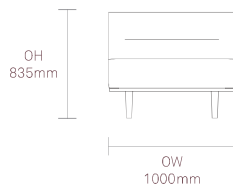
- (*Selected models only)
- Traditional carcass construction with multi density foam
- Fully upholstered
- Cast Aluminium frame finished in Black powder coat
- Plastic glides with levelling adjustment

Optional Features

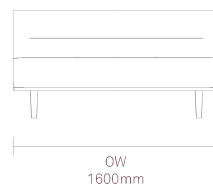
- Frame fitted power units - 2 x powered USB/TUF and 1 x power socket*
- Two-tone upholstery
- Single arm - mid
- Double arms- intermediate end arms*
- End arms



MTE-SF01



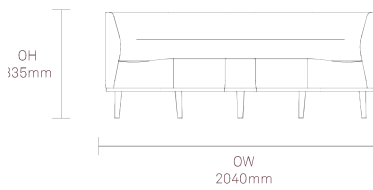
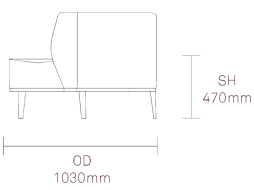
MTE-SF02



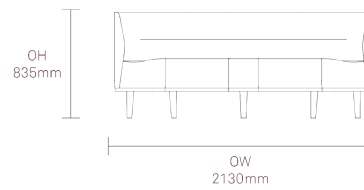
MTE-SF03



MTE-SF120



MTE-SF90



Standard Features

- (*Selected Models only)
- Traditional carcass construction with multi density foam
- Rear screens
- Fully upholstered
- Cast Aluminium frame finished in Black powder coat
- Plastic glides with levelling adjustment

Optional Features

- Frame fitted power units - 2 x powered USB/TUF and 1x power socket*
- Two-tone upholstery
- Single arm - mid
- Double arms- intermediate
- Bag and coat hook available in a selection of powder coat finishes - specify LH/RH



Standard Features

- (*Selected Models only)
- Traditional carcass construction with multi density foam
- Rear and side screens
- Fully upholstered
- 25mm White MFMDf rear mounted work shelf with a clear edge profile and scallop cut out

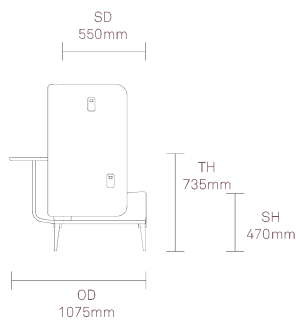
End arms

- Cast Aluminium frame finished in Black lack powder coat
- Plastic glides with levelling adjustment

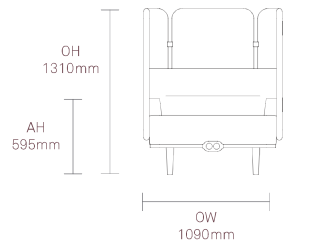
Optional Features

- Frame fitted power units - 2 x powered USB/TUF and 1x power socket*
- Two-tone upholstery
- Single arm - mid
- Double arms- intermediate
- Bag and coat hook available in a selection of powder coat finishes - specify LH/RH

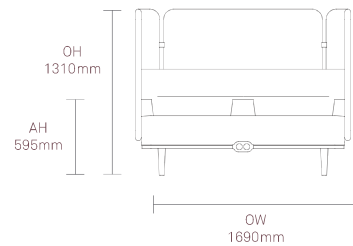
Dimensions



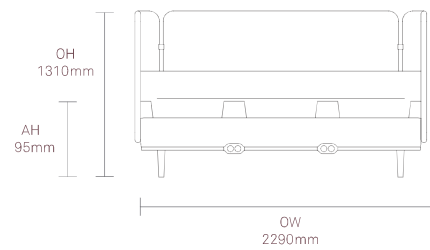
MTE-BSF01T



MTE-BSF02T



MTE-BSF03T

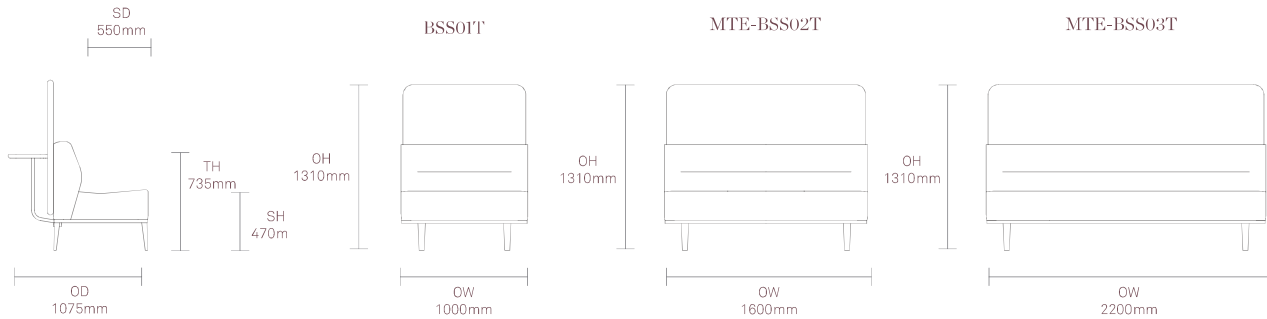


Standard Features

- Traditional carcass construction with multi density foam
- Rear screens*
- Fully upholstered
- Cast Aluminium frame finished in Black powder coat
- Plastic glides with levelling adjustment
- 25mm MFMDf rear mounted workshelf with a clear edge profile and scallop cut out

Optional Features

- Frame fitted power units - 2 x powered USB/TUF and 1x power socket*
- Two-tone upholstery
- Rear mounted work shelf available in a limited range of laminates*
- Single arm - mid
- Double arms - intermediate
- End arms

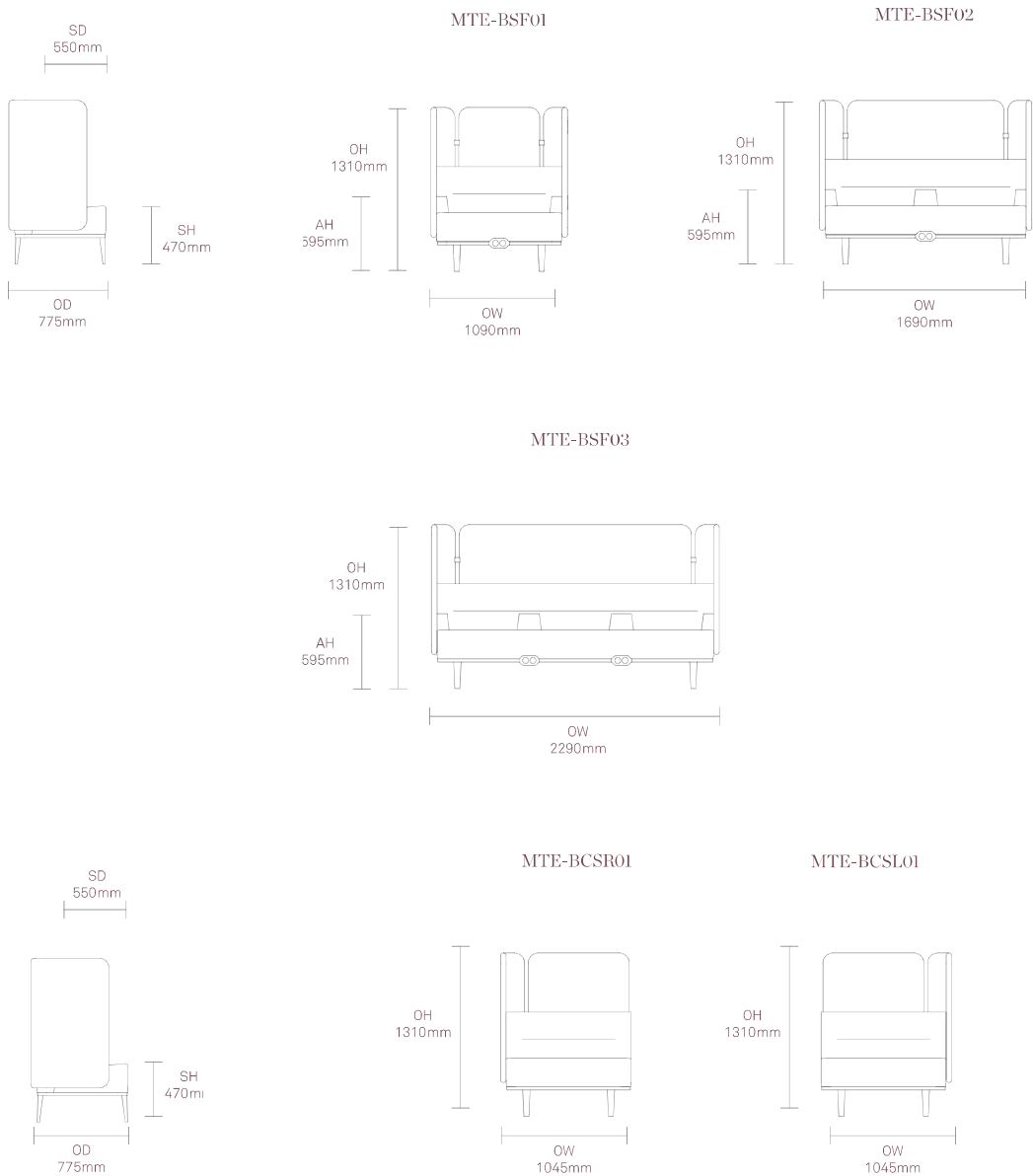


Standard Features

- (*Selected Models only)
- Traditional carcass construction with multi density foam
- Rear and side screens*
- Rear and left hand corner screen
- Rear and right hand corner screen
- Fully upholstered
- End arms*
- Cast Aluminium frame finished in Black powder coat
- Plastic glides with levelling adjustment

Optional Features

- Frame fitted power units - 2 x powered USB/TUF and 1x power socket*
- Two-tone upholstery
- Single arm - Mid*
- Double arm - Intermediate*
- Bag and coat hook available in a selection of powder coat finishes - specify LH/RH



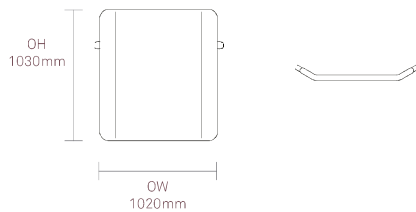
Standard Features

- (*Selected Models only)
- Fully upholstered
- Screen fixing brackets
- Base edge detail in Grey PU
- Handle for easy movement

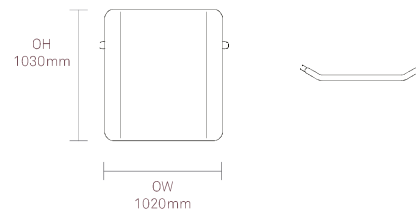
Optional Features

- Magnetic wipe board - front or rear facing
- Two tone upholstery

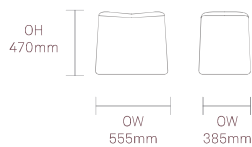
MTE-BR90



MTE-BR120



MTE-FST



Mote - Media Panel / Tables

Standard Features

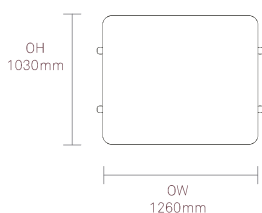
- (*Selected Models only)
- Fully upholstered*
- Screen fixing brackets
- 25 mm MDF core table top*
- Table support leg finished in Black powder coat*
- Plastic glide with leveling adjustment*

Optional Features

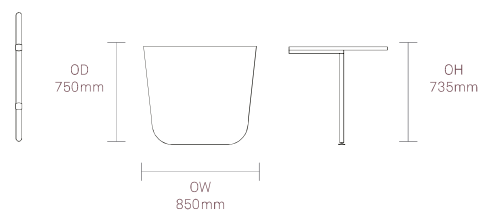
- Integral vertical cable management

Dimensions

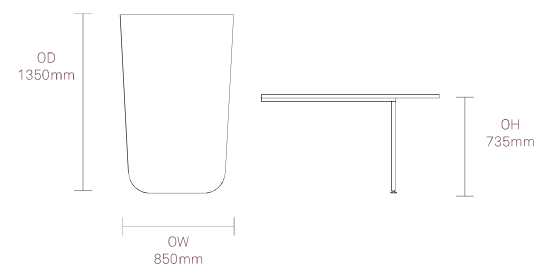
MTE-MED01



MTE-MEDTB01



MTE-MEDTB02



Finish Options

Cast Aluminium frame available in Black, Flint Grey, Light Grey or Mineral Sand, Mellow Yellow or Orange Crush

Frame Finishes



MFMDf Finishes



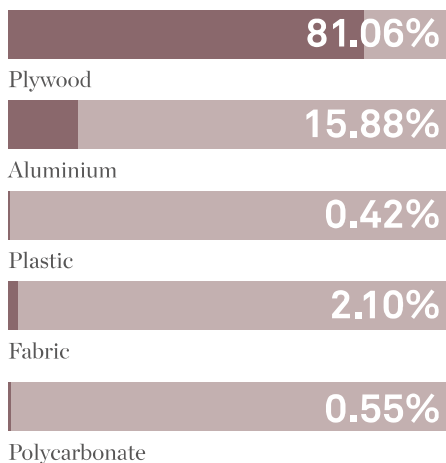
Grade B MFMDf Finishes



Environmental Performance

Material Content

Components are constructed of the following



Recycled Content

Contains up to 17% of Recycled Material



Recyclability

The range is 100% recyclable

100%