

panda



PANDA 

PANDA reinvents our successful polarICE concept of snap on decorative end-caps and sockets frames with a distinctive and more compact design thus combining the functionality and style to suit the most demanding project requirements.

PANDA is available as standard with white frames and black end caps and sockets for the high contrast "Panda" look, white frames and end caps with grey sockets for the classic polarICE look, or last but not least striking all black.

For a more fun and distinctive option then why not order PANDA with a one piece aluminium frame in one of our 8 special paint colours with optional white sockets (UK BS1363 & TUF only). Specific RAL colours are available.

For the premium European look then specify PANDA with a natural anodised extruded aluminium front plate, with black sockets and end caps.

PANDA-8 standard colours

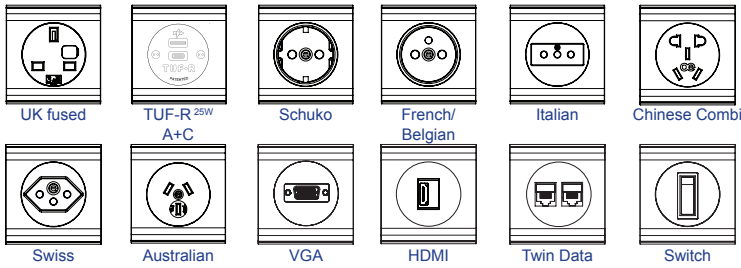


USPs

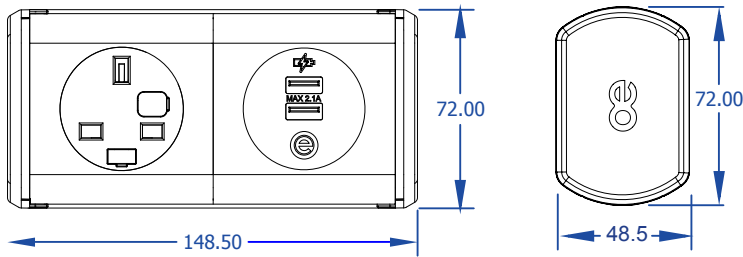
- UK designed and manufactured
- Distinctive compact design
- Decorative socket frames and end caps.
- Optional OE Electrics 2.3A TUF charger
- Wide range of International power socket options
- Flexible configuration and mounting options
- BS5733 and UL962A certified and CE marked as applicable

technical

Common Modular Components*

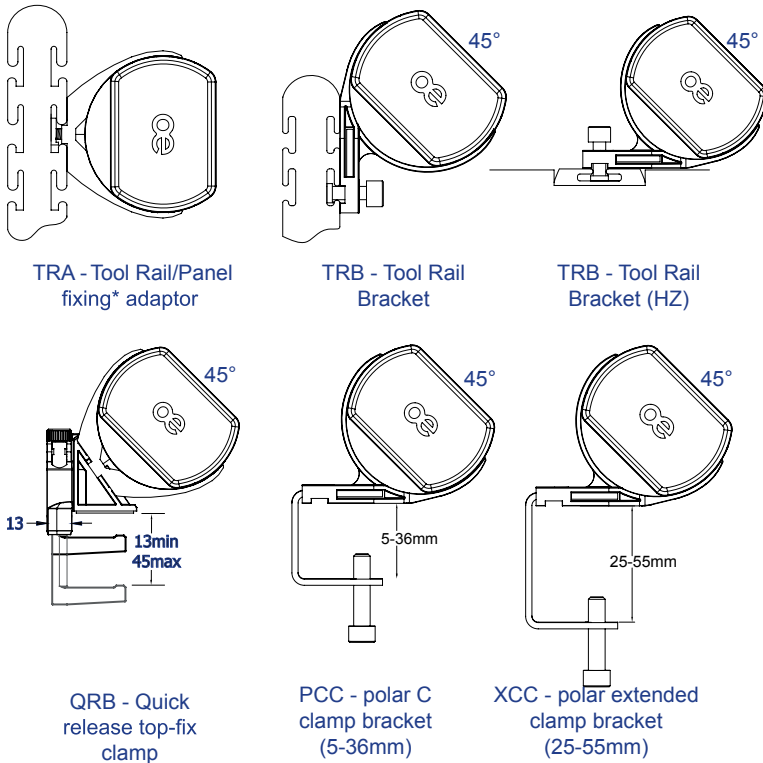


Standard Unit Length



Standard Fixings

- QRB Quick Release Bracket 13 - 45mm
- PCC Polar C Clamp Bracket 5-36mm
- XCC Extended Clamp Bracket
- TRA Toolrail/Panel Adaptor*
- TRBT Tool Rail Bracket



Features

Configuration:

Power: UK, European and International power socket options, and/or OE TUF charger
 Data: Cat5e, Cat6, Cat6a or Cat7 data connection options, with colour coded port identification.
 USB: USB2.0 and USB 3.0 for PC connection. For USB charging specify an OE TUF Charger
 AV: VGA, HDMI, DVI-D and Display Port AV connection options

Construction:

PANDA comprises an earthed aluminium extruded chassis with fire retardant moulded socket fascias, decorative frames and end caps.
 OE anti-flex system of interlocking socket fascias guarantees unit integrity regardless of length.
 An internal 2000V protective membrane gives additional insulation/protection and internal segregation is provided between Power and Data/AV components.

Colour:

PANDA is supplied as standard with white RAL9003 snap on decorative frames and black sockets and black end caps. PANDA can also be ordered with grey sockets and white end caps, or all black. PANDA is also available with a one piece coloured aluminium front frame, or naturally anodised.

Earth Bonding:

Discreet 'easy-connect' earth terminal in end cap of unit as standard for attachment of an earth bonding lead fitted with a female 6.3mm push-on spade connector.

Fusing:

To enable compliance to BS6396 UK sockets are fitted with 5 x 20mm anti-surge ceramic fuses, with colour-coded fuse clips to denote the rating (3.15A/5A)

Quality and Testing:

All PANDA units are manufactured using ISO9001 quality controlled components and practices and are 100% tested before dispatch.

- Visual: Configuration and appearance.
- Power sockets: Continuity, polarity, insulation & earth
- USB charger: Output voltage and resistance
- Data & AV: All sockets continuity tested with batch performance testing.

Powercord options:

Hardwired to either a mains AC plug, or a male Wieland GST connector for "soft wiring" e.g. connection to an under desk power modules or direct to a floor socket via a starter cable.

CE Marking:

All units built with UK and European socket types are CE marked by OE Electrics

Certifications:

BS5733-2010
 UL962A (portable furniture)

We test every pin on every connection in every socket