

Plenti

A classic table range with infinite size options that can be specified across all working areas, from the individual workspace to team meetings, conferences, and executive offices.

When constructing a new space or conceiving a new piece of commercial furniture, flexibility and a wider range of possibilities should be high on the list of potential criteria.

The Plenti table range has been constructed to deliver on exactly this. Designed to flex to an infinite number of sizes, means no specials, just simplicity in specification. Built upon multiple options for sizings, finishes and power, the Plenti table range can completely cover the spectrum of table requirements.

The sheer breadth of options mean that Plenti tables can work in whatever way you want them to, from the boardroom to breakout spaces and work café areas.



Plenti

1 2 3

STEP 1 | Product Builder

Use our product builder to generate the correct code as per your requirements.

Please note: Available options include a plain top, cutouts for power, cutouts for lights or cutouts for power and lights. Power units and lights priced separately.

Range	Width (mm)	X	Length (mm)	-	Height type	-	Leg Colour	-	Cut-Outs	-	Top Finish Type	-	Top Finish Colour
Please see below example code illustrating a correct and complete Plenti Table code, ready for processing / ordering.													
TPT	1200	X	2400	-	DIN	-	ABL	-	PEK	-	LAM	-	H3368
TPT	0800		0800		POS		ASH		PLN		MFC		Please see STEP 2 for Top Finish Colour codes
	1000		1000		DIN		AOA		PEK		LAM		
	1100		1200				AMW		PKL		SFT		
	1200		1400				ABL		PAN				
	1300		1600						PNL				
	1400		1800						LIG				
	1500		2000										
	1600		2200										
			2400										
			2600										
			2800										
			3000										
			3200										
			3400										
			3600										
			3800										
			4000										
			4200										
			4400										
			4600										
			4800										
			5000										
			5200										
			5400										
			5600										
			5800										
			6000										
			6200										
			6400										
			6600										
			6800										
			7000										

Cut-Outs Key:

PLN	Plain Top
PEK	Peak Power
PKL	Peak Power With Lights
PAN	Pandora Power
PNL	Pandora Power With Lights
LIG	Lights

Description

DINER HEIGHT (DIN)

MFC Finish - 800-1,000 wide tops

MFC Finish - 1,100-1,000 wide tops

Egger Laminate 800-1,200 wide tops

Merino Soft Touch - 800-1,200 wide tops

POSER HEIGHT (POS)

MFC Finish - 800-1000 wide tops

MFC Finish - 1,100-1,600 wide tops

Egger Laminate - 800-1,200 wide tops

Merino Soft Touch - 800-1,200 wide tops

Please note: All MFC finished tops come with a 2mm PVC edge detail. All Laminate options are finished with a reverse chamfer edge detail. Laminate and soft touch top finishes are only available up to 1,200mm wide.

Plenti

1


2

3

STEP 2 | Select Top & Leg Finishes

Add the selected code from the below, to complete your Plenti Table code in the product builder table.

18mm MFC Finishes




Standard Egger Laminate Finishes




For the full range of laminate finishes available please visit: www.egger.com

Please note: not all of Egger's laminate options are available, please speak to your account manager or our customer service team

Merino Soft Touch Laminate Finishes



Leg Colour



Plenti

1 2 3

STEP 3 | Add power and /or light options (if required)




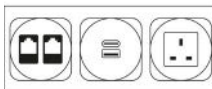
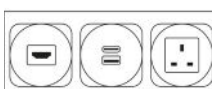
Power Cut-Out & Light Guide

Table Size (Length)	Power Cut-Outs	Lights
800 - 1600mm	1	0
1800 - 2600mm	2	1
2600 - 4200mm	2	2
4400 - 4600mm	4	2
4800 - 6200mm	4	3
6400 - 7000mm	6	4

Power

Peak Power (P)

Pandora Power (D)

Power Code	Description	Visual
Type A	3 UK fused power sockets	
Type C	1 dual CAT6 unshielded data socket & 2 UK fused power sockets	
Type D	1 dual USB charger & 2 UK fused power sockets	
Type E	1 dual CAT6 unshielded data, 1 dual USB charger & 1 UK fused power socket	
Type F	1 HDMI, 1 dual USB charger & 1 UK fused power socket	

Lights



Description: LOOLA task lamp from Manade. Fitted with the latest generation LED source with articulated arm for maximum flexibility and sensitive dimmer, to adjust light intensity.

Product Code

PTFIXDBLLIGHTBLK Lamp stem complete - Double