

- 1
- 2
- 3
- 4
- 5

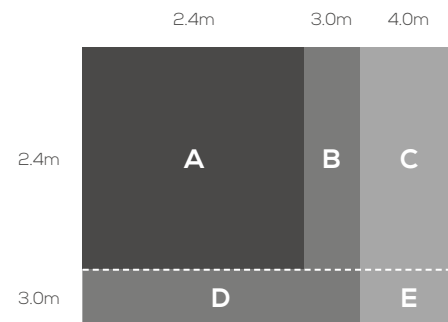
STEP 1 | Build Base Frame
Select your Room frame size.




Rooms Base Build



Adjoining Rooms Base Build



Rooms: 4 post wooden base structure with cladding & lights




Adjoining Rooms: Additional Rooms with wooden cladding & lights can be linked together & share an adjoining wall



- 1
- 2
- 3
- 4
- 5


STEP 2 | Add Cladding Finish
Select your outer cladding finish.
Please note: Upcharge applicable to Egger and Fenix laminate finishes.

Wood Veneers



Over 200+ standard colours, materials and finishes to choose from.
For the full range, download at www.egger.com


Laminate Colours:



Materials:



Wood Effects:



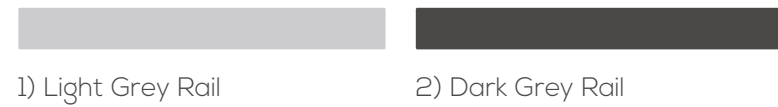
Fenix NTM Laminate Finishes:



- 1
- 2
- 3
- 4
- 5

STEP 3 | Ceiling Preferences

Select light beam & baffle rail colour.



Add Ceiling Baffles




Felt Baffle Colour Options

Mid Grey



Valchromat Baffle Colour Options

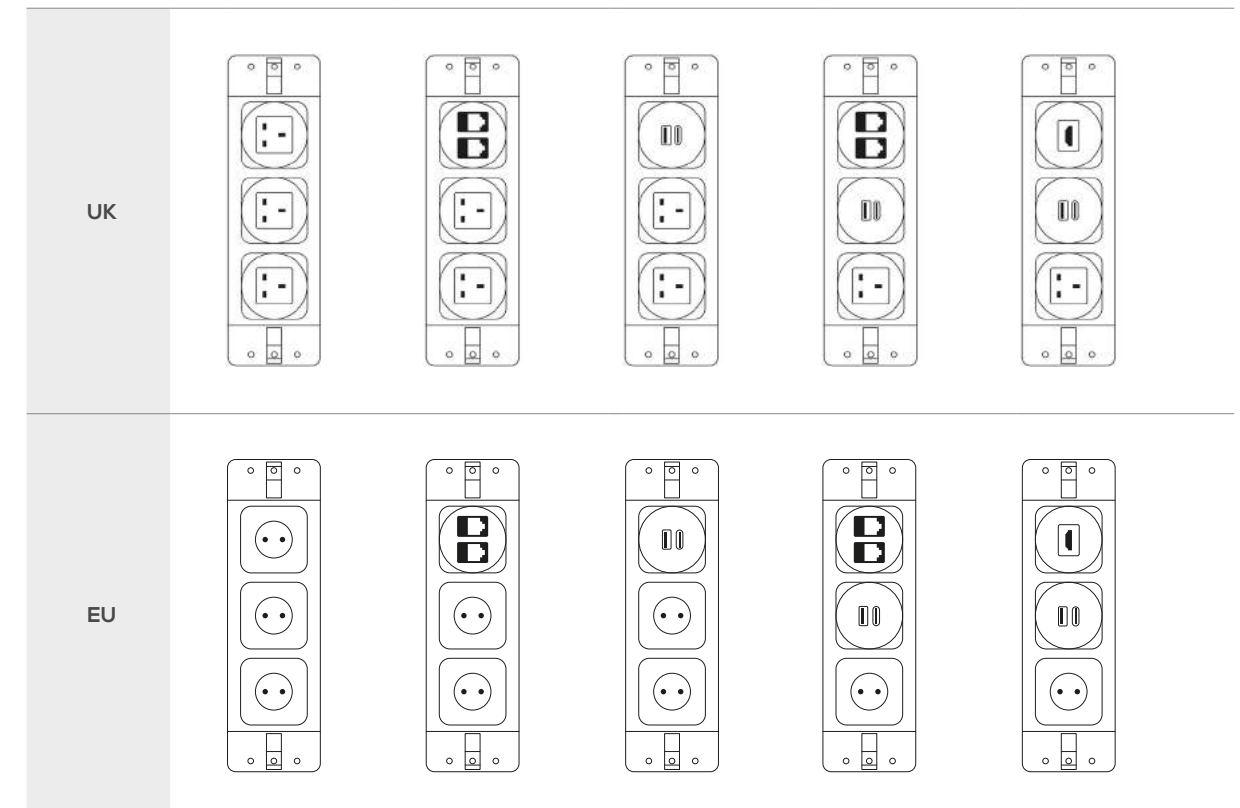


- 1
- 2
- 3
- 4
- 5

STEP 4 | Add Power

Select your power options and indicate positioning. *Alternative power positions available if required.*

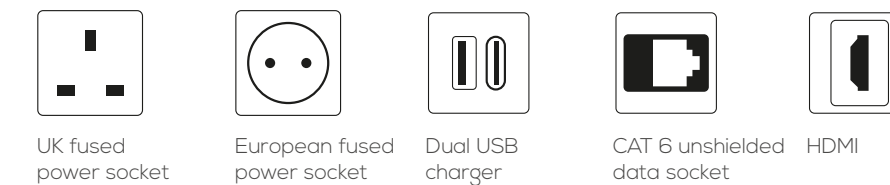
Please note: A maximum of 4 power modules can be incorporated into the structure.



Power Type	Type A	Type C	Type D	Type E	Type F
------------	--------	--------	--------	--------	--------

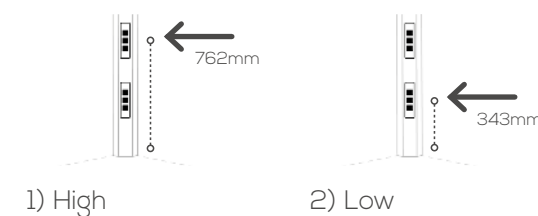
Please note: Both power module and cover plate are supplied in black.

Power Key



Each power unit comes with a 5m power cable and a single country specific plug. If data units are selected each data cable is 3m. It may be possible to consolidate all of the power units to run from a single power cable. Please contact customer services.

Indicate Positioning



- 1
- 2
- 3
- 4
- 5

STEP 5 | Add Walls

Select your wall options.

Please note: Adjoining rooms only require a maximum of 3 wall panels.

Privacy Walls



Upholstered Acoustic Wall

Fixed acoustic wall with Camira Sonus upholstered plywood frame & internal acoustic foam

- 2.4, 3.0, 4.0 panels
- Double sided panels
- Select Fabric from Camira Sonus range www.camirafabrics.com



Glass Wall

Fixed glass wall

- 2.4, 3.0, 4.0 panels



Curtain Wall

Single Vescom Fogo sheer curtain & curtain rail

- 2.4, 3.0, 4.0 panels
- Select Curtain fabric
- Select fabric from Vescom Fogo or Ellis range www.vescom.com

Please note: The installation of Rooms with any glass elements can only be carried out by Connection or an approved sub contractor. There is an additional charge for this service. Please call customer services or ask your account manager for a quotation.

Wall Options Continued...

- 1
- 2
- 3
- 4
- 5

STEP 5 | Add Walls

Select your wall options.

Please note: Adjoining rooms only require a maximum of 3 wall panels.

Trellis Walls



Venetian Trellis Wall

Venetian trellis style wall with angled fixed oak plywood slats & frame

- 2.4, 3.0, 4.0 panels
- Select birch or oak ply



Woodland Wall

Fixed Woodland trellis wall with oak veneer panel & frame

- 2.4, 3.0, 4.0 panels
- Select birch, oak ply or select from Egger & Fenix colour ranges.

Wall Options Continued...



STEP 5 | Add Walls

Select your wall options.

Please note: Adjoining rooms only require a maximum of 3 wall panels.

Media Walls



White Board Wall With Media Panel

Fixed dry wipe whiteboard wall with central media panel

- 2.4, 3.0, 4.0 panels
- Select Laminate or Veneer centre panel
- Select power position and socket options
- Media walls suitable for mounting AV monitors

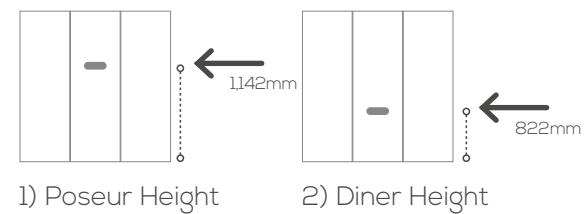


Upholstered Wall With Media Panel

Fixed upholstered wall comprising 2 upholstered panels & oak veneer plywood centre panel. Fabric limited to Camira Sonus

- 2.4, 3.0, 4.0 panels
- Select Laminate or Veneer centre panel
- Select power position and socket options
- Select Fabric from Camira Sonus range www.camirafabrics.com

Indicate Wall Power Positioning



Please note: The central media panel will accommodate up to a 65inch Monitor/TV weighing no more than 40KG subject to correct bracket mount and fixing being used. For further advice on this contact our sales department.

Wall Options Continued...

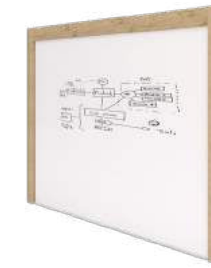


STEP 5 | Add Walls

Select your wall options.

Please note: Adjoining rooms only require a maximum of 3 wall panels.

Interactive Walls



White Board Wall

Fixed dry wipe whiteboard wall comprising 3/4 whiteboard panels

- 2.4, 3.0, 4.0 panels
- Double sided panels

Wall Options Continued...



STEP 5 | Add Walls

Select your wall options.

Please note: Adjoining rooms only require a maximum of 3 wall panels.

Door Walls



Venetian Trellis Door Wall

Venetian trellis style wall with angled oak plywood slats & frame

- 2.4, 3.0, 4.0 panels
- Select birch or oak ply



Glass Door Wall

Fixed glass wall with glass door

- 2.4, 3.0, 4.0 panels
- Select right or left hand door opening

Collaborate Room

Description: 3.0m x 3.0m, Oak cladding, Light beam & straight baffles, Upholstered media wall with monitor bracket, Whiteboard wall, Upholstered wall.



Learning Room

Description: 3.0m x 3.0m, Oak cladding, Light beam & straight baffles, Upholstered walls, Whiteboard wall.



Meeting Room

Description: 3.0m x 3.0m, Fenix cladding, Light beam & straight baffles, Upholstered Fenix media wall, Upholstered walls inc. Monitor bracket.



Reading Room

Description: 3.0m x 3.0m, Oak cladding, Light beam & straight baffles, Oak Venetian trellis walls, Oak Woodland wall, Curtain wall.



Adjoining Room - Meet

Description: 4.0m x 3.0m with adjoining 3.0m x 3.0m, Oak cladding, Light beam & straight baffles, Fenix Woodland walls, Curtain wall, Whiteboard walls, Upholstered wall.



Please note: The installation of Rooms with any glass elements can only be carried out by Connection or an approved sub contractor. There is an additional charge for this service. Please call customer services or ask your account manager for a quotation.

...End Of Wall Options

Rooms | Build Options



STEP 1 & 2 | Build Base Frame | Add Cladding Finish

Select your Rooms frame size. | Select your outer cladding finish.

Description	Code
2.4m x 2.4m Structure - light or dark grey Lightbeam cladding	RMSBA
2.4m x 3.0m Structure - light or dark grey Lightbeam cladding	RMSBB
2.4m x 4.0m Structure - light or dark grey Lightbeam cladding	RMSBC
3.0m x 3.0m Structure - light or dark grey Lightbeam cladding	RMSBD
3.0m x 4.0m Structure - light or dark grey Lightbeam cladding	RMSBE
2.4m x 2.4m Extension - light or dark grey Lightbeam cladding	RMSBG
2.4m x 3.0m Extension - light or dark grey Lightbeam cladding	RMSBH
2.4m x 4.0m Extension - light or dark grey Lightbeam cladding	RMSBI
3.0m x 2.4m Extension - light or dark grey Lightbeam cladding	RMSBJ
3.0m x 3.0m Extension - light or dark grey Lightbeam cladding	RMSBK
3.0m x 4.0m Extension - light or dark grey Lightbeam cladding	RMSBL



STEP 3 | Ceiling Preferences

Select light beam & baffle rail colour.

Description	Code	For Your Information
Mid Grey Felt - Straight Baffles - Light Grey Rails		
2.4m x 2.4m Ceiling - Mid Grey Felt Baffles - Straight - Light or dark grey rails	RMSABAF	For use on Rooms A and G
2.4m x 3.0m Ceiling - Mid Grey Felt Baffles - Straight - Light or dark grey rails	RMSBBAF	For use on Rooms B and H
2.4m x 4.0m Ceiling - Mid Grey Felt Baffles - Straight - Light or dark grey rails	RMSCBAF	For use on Rooms C and I
3.0m x 3.0m Ceiling - Mid Grey Felt Baffles - Straight - Light or dark grey rails	RMSDBAF	For use on Rooms D and K
3.0m x 4.0m Ceiling - Mid Grey Felt Baffles - Straight - Light or dark grey rails	RMSEBAF	For use on Rooms E and L
3.0m x 2.4m Ceiling - Mid Grey Felt Baffles - Straight - Light or dark grey rails	RMSJBAF	For use on Rooms J

Valchromat - Straight Baffles - Light Grey Rails		
2.4m x 2.4m Ceiling - Valchromat Baffles - Straight - Light or dark grey rails	RMSABAF	For use on Rooms A and G
2.4m x 3.0m Ceiling - Valchromat Baffles - Straight - Light or dark grey rails	RMSBBAF	For use on Rooms B and H
2.4m x 4.0m Ceiling - Valchromat Baffles - Straight - Light or dark grey rails	RMSCBAF	For use on Rooms C and I
3.0m x 3.0m Ceiling - Valchromat Baffles - Straight - Light or dark grey rails	RMSDBA	For use on Rooms D and K
3.0m x 4.0m Ceiling - Valchromat Baffles - Straight - Light or dark grey rails	RMSEBAF	For use on Rooms E and L
3.0m x 2.4m Ceiling - Mid Grey Felt Baffles - Straight - Light or dark grey rails	RMSJBAF	For use on Rooms J

Valchromat - Angled Baffles - Light Grey Rails		
2.4m x 2.4m Ceiling - Valchromat Baffles - Angled - Light or dark grey rails	RMSABAF	For use on Rooms A and G
2.4m x 3.0m Ceiling - Valchromat Baffles - Angled - Light or dark grey rails	RMSBBAF	For use on Rooms B and H
2.4m x 4.0m Ceiling - Valchromat Baffles - Angled - Light or dark grey rails	RMSCBAF	For use on Rooms C and I
3.0m x 3.0m Ceiling - Valchromat Baffles - Angled - Light or dark grey rails	RMSDBAF	For use on Rooms D and K
3.0m x 4.0m Ceiling - Valchromat Baffles - Angled - Light or dark grey rails	RMSEBAF	For use on Rooms E and L

Lightbeam Cladding



Light Grey
RAL 7047

Dark Grey
RAL 7016



STEP 4 | Add Power

Select your power options and indicate positioning.

Description	
Floor - Power Module Cutout in cladding	
Mid Height - Power Module Cutout in cladding	
Rooms Power Module A - 3 x Power Socket	
Rooms Power Module C - 2 x Power Socket, 2 x Cat6	
Rooms Power Module D - 2 x Power Socket, Twin USB	
Rooms Power Module E - 1 x Power Socket, Twin USB, 2 x Cat6	
Rooms Power Module F - 1 x Socket, Twin USB, HDMI	

Please note: All power cover plates are black.



STEP 5 | Add Walls

Select your wall options.

Privacy Walls

Description	Code
ACOUSTIC UPHOLSTERED	
2.4m Acoustic - Upholstered Sonus Fabric	RMS24ACOUW
3.0m Acoustic - Upholstered Sonus Fabric	RMS30ACOUW
4.0m Acoustic - Upholstered Sonus Fabric	RMS40ACOUW
GLASS	
2.4m Glass	RMS24GLASS
3.0m Glass	RMS30GLASS
4.0m Glass	RMS40GLASS

CURTAIN	
2.4m Curtain - Vescom Fogo/Ellis Fabric	RMS24CURTN
3.0m Curtain - Vescom Fogo/Ellis Fabric	RMS30CURTN
4.0m Curtain - Vescom Fogo/Ellis Fabric	RMS40CURTN

Trellis Walls

Description	Code
VENETIAN TRELLIS	
2.4m Rooms Trellis - Full Wall	RMS24TREL
3.0m Rooms Trellis - Full Wall	RMS30TREL
4.0m Rooms Trellis - Full Wall	RMS40TREL

WOODLAND	
2.4m Woodland	RMS24WOODL
3.0m Woodland	RMS30WOODL
4.0m Woodland	RMS40WOODL



STEP 5 | Add Walls

Select your wall options.

Media Walls

Description	Code
WHITEBOARD MEDIA	
2.4m Whiteboard Media	RMS24WBMED
2.4m Whiteboard Media - Diner Power	RMS24WBMED
2.4m Whiteboard Media - Poser Power	RMS24WBMED
3.0m Whiteboard Media	RMS30WBMED
3.0m Whiteboard Media - Diner Power	RMS30WBMED
3.0m Whiteboard Media - Poser Power	RMS30WBMED
4.0m Whiteboard Media	RMS40WBMED
4.0m Whiteboard Media - Diner Power	RMS40WBMED
4.0m Whiteboard Media - Poser Power	RMS40WBMED
UPHOLSTERED MEDIA	
2.4m Upholstered Media	RMS24UPHMED
2.4m Upholstered Media - Diner Power	RMS24UPHMED
2.4m Upholstered Media - Poser Power	RMS24UPHMED
3.0m Upholstered Media	RMS30UPHMED
3.0m Upholstered Media - Diner Power	RMS30UPHMED
3.0m Upholstered Media - Poser Power	RMS30UPHMED
4.0m Upholstered Media	RMS40UPHMED
4.0m Upholstered Media - Diner Power	RMS40UPHMED
4.0m Upholstered Media - Poser Power	RMS40UPHMED

*All Upholstered Media Walls come with Sonus Fabric

Interactive Walls

Description	Code
WHITEBOARD	
2.4m Whiteboard Wall	RMS24WTBRD
3m Whiteboard Wall	RMS30WTBRD
4m Whiteboard Wall	RMS40WTBRD



STEP 5 | Add Walls

Select your wall options.

Door Walls

Description	Code
VENETIAN TRELLIS	
2.4m Rooms Trellis - 1 Panel Only	RMS/24/TREL1/XXX
3.0m Rooms Trellis - 1 Panel Only	RMS/30/TREL1/XXX
3.0m Rooms Trellis - 2 Panel Only	RMS/30/TREL2/XXX
4.0m Rooms Trellis - 1 Panel Only	RMS/40/TREL1/XXX
4.0m Rooms Trellis - 2 Panel Only	RMS/40/TREL2/XXX
4.0m Rooms Trellis - 3 Panel Only	RMS/40/TREL3/XXX

GLASS	
2.4m Glass - With Door	RMS24GLASS
3.0m Glass - With Door	RMS30GLASS
4.0m Glass - With Door	RMS40GLASS