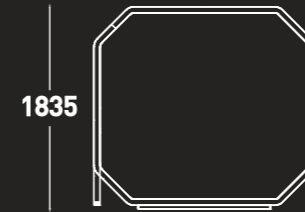


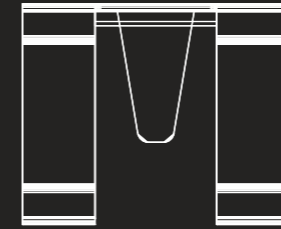
SANCTUARY Booth



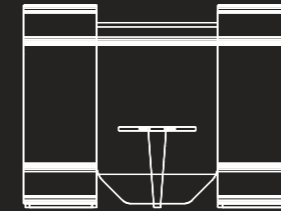
SAN 03B



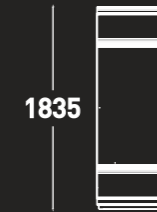
2000



2420



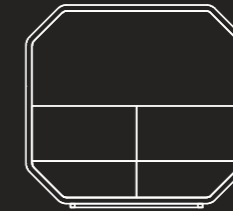
SAN 01



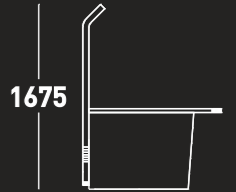
660



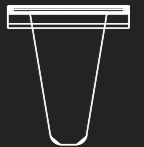
2000



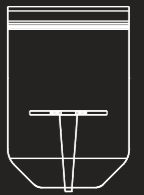
SAN 02



1255



1100





FABRIC SPECIFICATION :

WE PROVIDE THE FURNITURE UPHOLSTERED IN VARIETY OF FABRICS AVAILABLE. THE MOST COMMON USED RANGES ARE:

Camira™ ADVANTAGE/ X2/ SYNERGY/ BLAZER;

Chieftain™ JUST COLOUR;

Panaz™ ULTIMATE TOUCH.

THE FURNITURE CAN ALSO BE UPHOLSTERED IN MANY OTHER RANGES UPON REQUEST.

WORKTOPS & LAMINATES :

AS WELL AS WITH THE FABRICS, THE FINISHES FOR THE HARDSURFACES COME IN VARIETY OF RANGES AND COLOURS. THE MOST RECOMMENDED PRODUCERS ARE:

Altofina™ / Abet™/ Egger™/ Formica™ & Kronospan™

METAL LEGS & TABLE BASES :

THE METAL PARTS OF THE FURNITURE COME IN DIFFERENT FINISHES, AS:

STAINLESS STEEL; CHROME; RAL COLOURS (UPON REQUEST)

WARRANTY :

5 YEAR - NORMAL FAIR WEAR & TEAR.

THIS INCLUDES THE STRUCTURE AND FOAM/PADDING MATERIALS.

FABRICS COVERED BY FABRIC MANUFACTURERS' WARRANTY, USUALLY 5 YEARS, DEPENDANT ON FABRIC CHOICE.

EXPECTED LIFE CYCLE OF 15 YEARS .

CARE INSTRUCTIONS

General Maintenance:

Vacuum regularly to remove dust and grit.

Clean spills and stains quickly to prevent them setting in

If being used in a spill/stain-prone area specify a stain repellent finish.

For appearance retention we recommend regular professional cleaning to give your furniture a longer life.

Natural Fabrics:

In addition to regular vacuuming, wool and other natural fibres can usually be cleaned using branded upholstery shampoo.

For a deeper clean, it's best that wool be dry cleaned, as over wetting cause shrinkage and change in appearance.

Never apply bleach, ammonia, alkali or strong acids to wool upholstery.

Synthetic Fabrics:

Vacuuming is the best regular maintenance, followed by speed of action to remove spills and stains rapidly as soon as they occur.

Most synthetic fabrics can be wiped down with a water soaked damp cloth without fear of damaging the fibre or removing the colour.

Stubborn stains can be removed with upholstery shampoo.

Leather:

Leather should be regularly dusted with a soft cloth and vacuumed with soft brush extension.

Most types of Anilines can also be treated with specialist products to help preserve, colour, finish etc..

As leather is natural material, discrepancies in surface texture and 'puddling' in seat areas is to be expected.