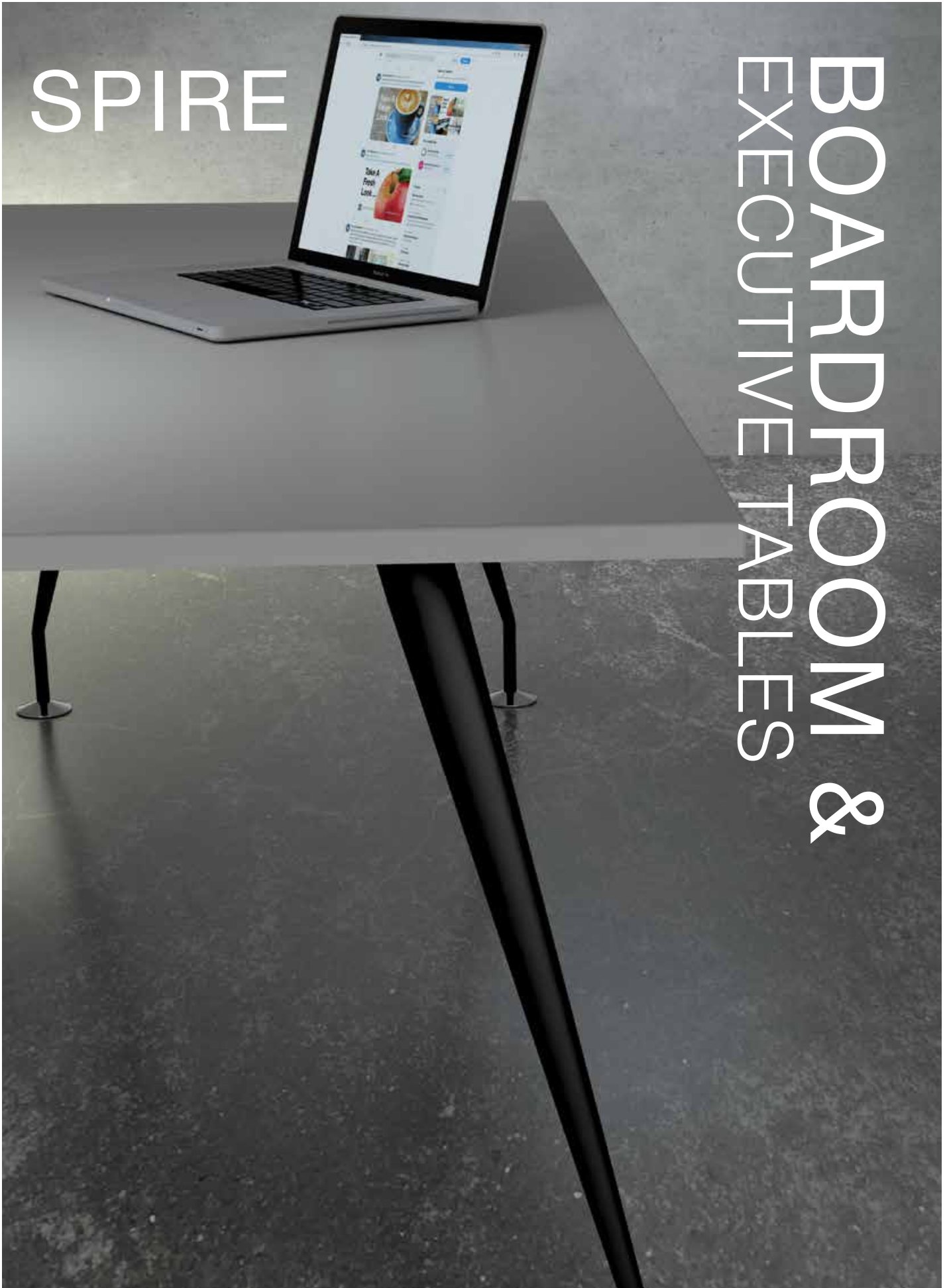


SPIRE

BOARDROOM &  
EXECUTIVE TABLES

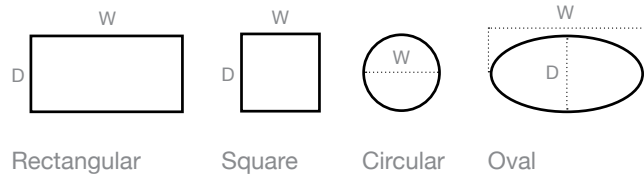




## Features & Details

- Sophisticated, elegant design.
- Optional cable management and power modules.
- A wide range of sizes and configurations – up to 18 people.
- 25mm table tops.

### TABLE SHAPES



### SPECIFICATION

- 25mm top made from grade E1 melamine faced high density particle board.
- Cable management and power, data and USB charging modules available.
- All tables coordinate with Spire Executive Desking.


### FRAME

- Steel frame with hydroformed tapered steel legs and cast aluminium feet.
- Height levelling feet.



### GROUP A

#### Metal Finishes



S Silver      W White      B Matt Black      C Chrome Paint

#### Board Finishes



BI Birch      MA Maple      WA Walnut      NN Natural  
Nebraska Oak



BE Beech      WH White      LO Light Oak      GN Grey  
Nebraska Oak

## RECTANGULAR TABLES



800 Deep



1000 Deep



1200 Deep



1400 Deep

W x D x H (mm)	Code
<b>800 Deep</b>	
1800 x 800 x 740	SPRE1880
2000 x 800 x 740	SPRE2080
<b>1000 Deep</b>	
2000 x 1000 x 740	SPRE2010
<b>1200 Deep</b>	
2800 x 1200 x 740	SPRE2812
3200 x 1200 x 740	SPRE3212
3600 x 1200 x 740	SPRE3612
4200 x 1200 x 740	SPRE4212
4800 x 1200 x 740	SPRE4812
5400 x 1200 x 740	SPRE5412
<b>1400 Deep</b>	
2800 x 1400 x 740	SPRE2814
3200 x 1400 x 740	SPRE3214
3600 x 1400 x 740	SPRE3614
4200 x 1400 x 740	SPRE4214
4800 x 1400 x 740	SPRE4814
5400 x 1400 x 740	SPRE5414
5600 x 1400 x 740	SPRE5614
6400 x 1400 x 740	SPRE6414
7200 x 1400 x 740	SPRE7214

## SQUARE TABLES



1200 Deep



1400 Deep

W x D x H (mm)	Code
1200 x 1200 x 740	SPSQ12
1400 x 1400 x 740	SPSQ14

## OVAL TABLES



1200 Deep



1600 Deep

W x D x H (mm)	Code
<b>1200 Deep</b>	
2000 x 1200 x 740	SPOV2012
2200 x 1200 x 740	SPOV2212
2400 x 1200 x 740	SPOV2412
2800 x 1200 x 740	SPOV2812
<b>1600 Deep</b>	
3600 x 1600 x 740	SPOV3616
4200 x 1600 x 740	SPOV4216

## CIRCULAR TABLES




1400 Wide

W x H (mm)	Code
1200 x 740	SPRN12
1400 x 740	SPRN14
1600 x 740	SPRN16

## CABLE MANAGEMENT & FLIP TOP POWER MODULES

### SLINKY CABLE MANAGER



Slinky Cable Manager      Black, Silver & White      ACCMSLINKY

**B** Black **S** Silver **W** White.

### FLIP TOP POWER MODULES 01



Description	Colour	Code
-------------	--------	------

2 UK sockets & RJ45 sockets with switch.	Black Grey White	ACPMRJ45
<ul style="list-style-type: none"> <li>• 2 x UK Sockets</li> <li>• 2 x RJ45 sockets</li> <li>• Mains lead 2m</li> <li>• 2 x 2m RJ45 Cat6 data lead</li> </ul>		

### FLIP TOP POWER MODULES 02

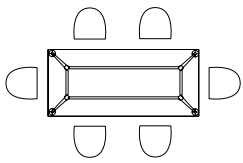


Description	Colour	Code
-------------	--------	------

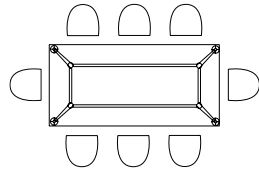
2 UK Sockets with switch and USB socket	Black Grey White	ACPMSCUK
<ul style="list-style-type: none"> <li>• 2 x UK Sockets</li> <li>• 1 x USB A+C Smart Connector</li> <li>• Mains lead 2m</li> </ul>		

# SEATING CONFIGURATIONS

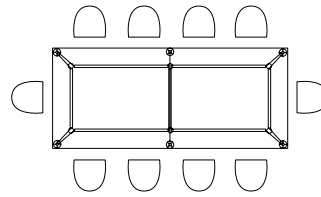
## RECTANGULAR TABLES



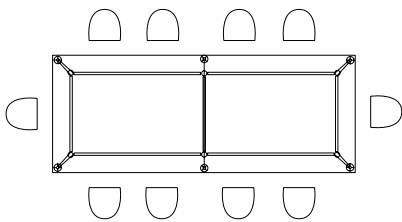
**1800mm Wide**  
800mm Deep



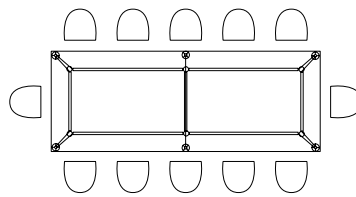
**2000mm Wide**  
800 and 1000mm Deep



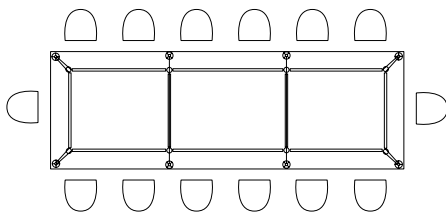
**2800mm Wide**  
1200 and 1400mm Deep



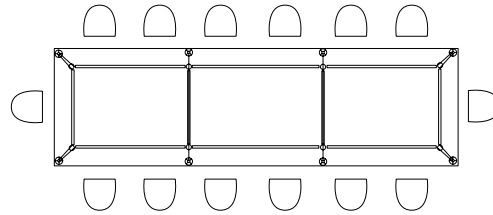
**3200mm Wide**  
1200 and 1400mm Deep



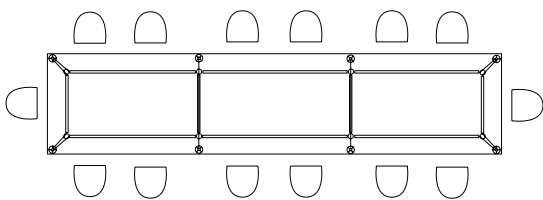
**3600mm Wide**  
1200 and 1400mm Deep



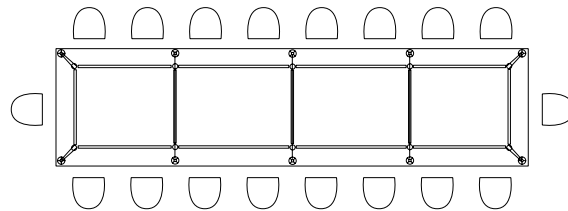
**4200mm Wide**  
1200 and 1400mm Deep



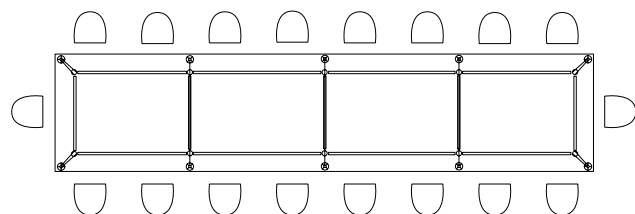
**4800mm Wide**  
1200 and 1400mm Deep



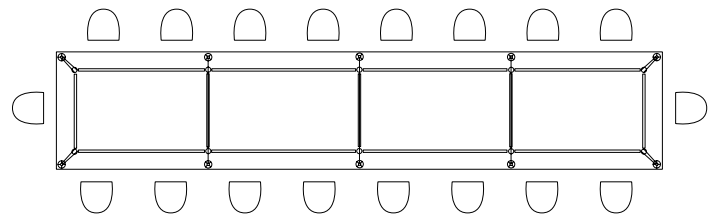
**5400mm Wide**  
1200 and 1400mm Deep



**5600mm Wide**  
1400mm Deep



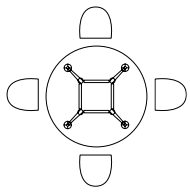
**6400mm Wide**  
1400mm Deep



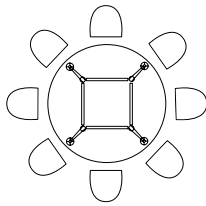
**7200mm Wide**  
1400mm Deep

# SEATING CONFIGURATIONS

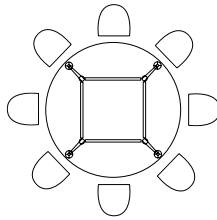
## CIRCULAR TABLES



1200mm Diameter

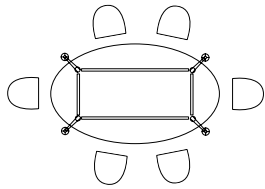


1400mm Diameter

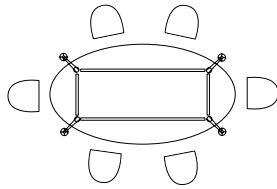


1600mm Diameter

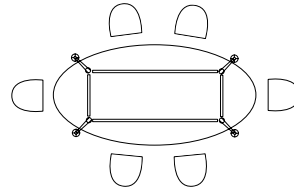
## OVAL TABLES



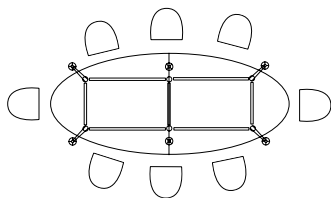
2000mm Wide  
1200mm Deep



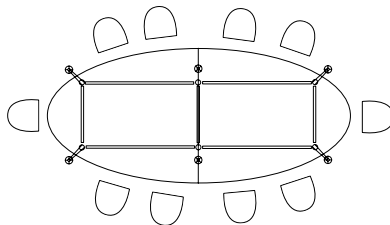
2200mm Wide  
1200mm Deep



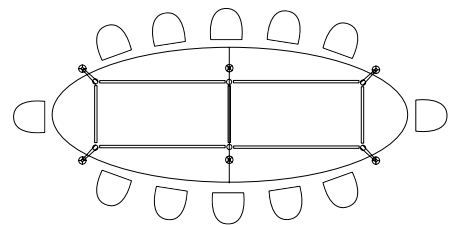
2400mm Wide  
1200mm Deep



2800mm Wide  
1200mm Deep

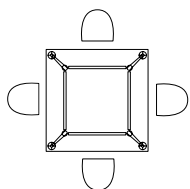


3600mm Wide  
1600mm Deep

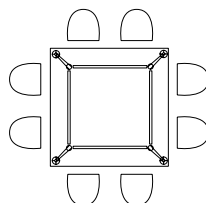


4200mm Wide  
1600mm Deep

## SQUARE TABLES



1200mm Square



1400mm Square

Seating configurations are for illustrative purposes only and may vary depending upon the type and size of your seating. Chair shown is the Brandon meeting chair. Please note position of intermediate legs.