

Synamics
Specialist back care
seating for all



Since its introduction in 1999, **Spynamics** has evolved from a single chair into the most comprehensive range of ergonomic seating for all shapes and sizes from 4'10" to 6'10" with a maximum weight guarantee of 30 stones.



Spinal Dynamics

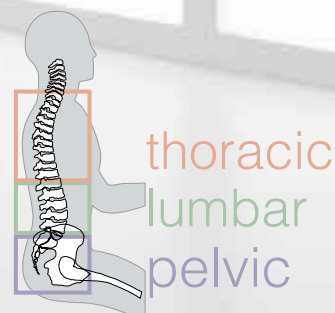
The first **spynamics** chair was designed in a modular fashion ensuring that each of the key areas of the spine received optimal support. Created together with the expertise of osteopath Stephen Green, we have used state-of-the-art material technologies combined with the latest in adjustable seating controls to bring the concept of **spinal dynamics** into the workplace.

The unique feature of **spynamics** is the **triangulation of support** provided by the pelvic module cushion and the two way adjustable lumbar. These combine to provide back comfort that surpasses all other orthopaedic chairs.

The **spynamics** range of chairs promote correct seating posture thereby aiding those with existing back complaints as well as helping others to avoid potential problems.

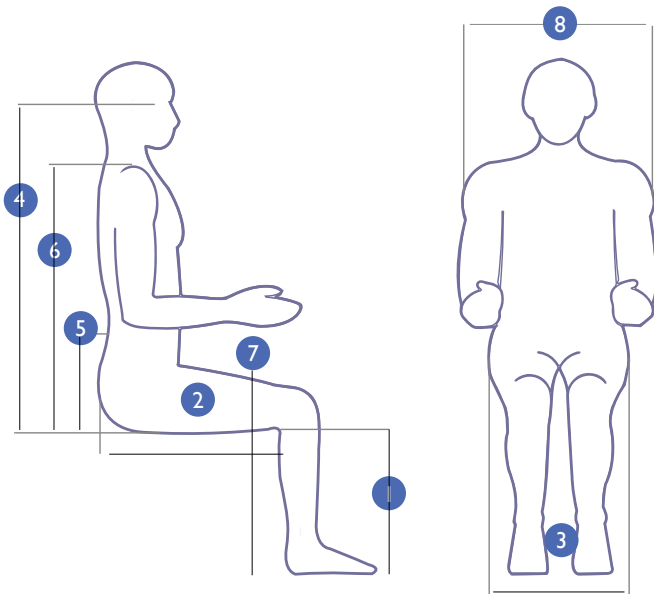


Triangulation of Support



thoracic
lumbar
pelvic

fitting you to your chair

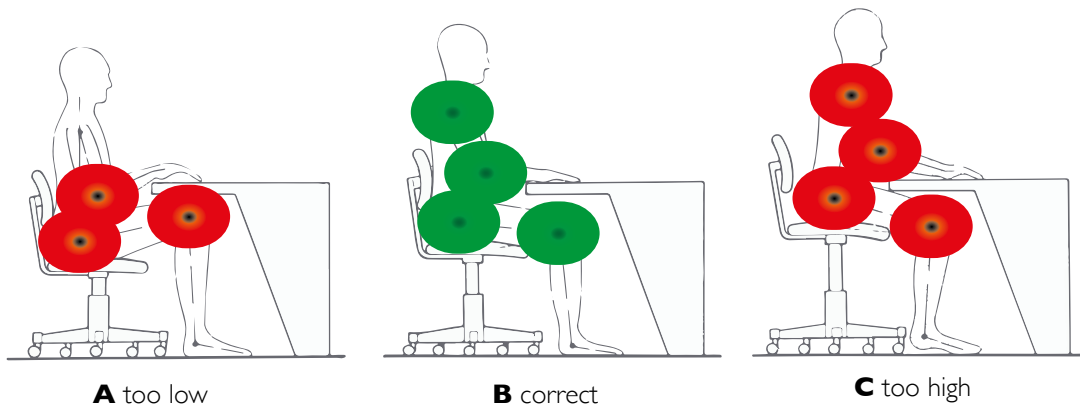


key

- 1 Body seat height, i.e. underside of knee to floor (popliteal to floor height)
- 2 Seat length, i.e. buttocks to underside of knee (buttock to popliteal length)
- 3 Hip width (width of bitrochanter)
- 4 Operator eye height, i.e. buttocks to eye height (sitting eye height or plane of vision to seat) (see note)
- 5 Body armrest height, i.e. buttock to elbow (underside) (elbow to seat height)
- 6 Shoulder height, i.e. buttocks to shoulder (sitting shoulder height) (see note)
- 7 Desk height, as shown
- 8 Armrest separation, i.e. elbow to elbow breadth

note: Dimensions 4 and 6 can be measured either from the seat squab or from the floor

correct sitting



SD12 SD13 SD14

Everyday ergonomic Back Care chairs

SD13



SD12



2-way adjustable Lumber/ lordosis

Backrest tilt (16 degrees) and height (ratchet) adjustable (65mm)

Seat height adjustment (average 465-600mm)

SD14

Independent seat tilt adjustment (6 degrees forward, 14.5 degrees reclining)

Memory foam seat

4-way adjustable arm pads



Sliding seat for adjustable seat depth: 70mm

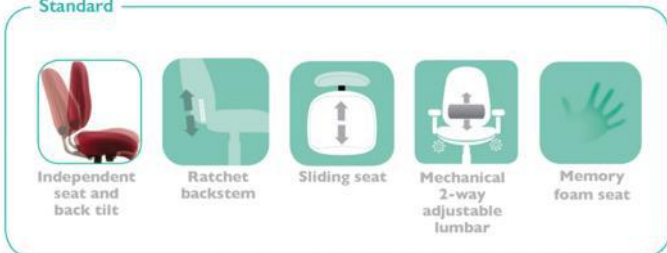
Seat tilt tension control

Forward (negative) seat tilt limiter (blocks forward 6 degrees)



The square back style Spynamics models provide a cost effective 'Access to Work' seating solution; where a comfortable, supportive and adjustable 'bad back chair' is required.

Standard



Ergonomic features include:

-)] Heavy duty 6-way adjustable mechanism provides correct posture and personalised support
-)] 5-year warranty/8 hour daily use by up to 23.5 stone users (150kg) for single user application
-)] Overwork/overweight warranty available for 3 shift pattern use and users over 23.5 stone
-)] Seat height min/max adjustment range meets the FIRA Ergonomic Excellence Award criteria
-)] Comfort and support enhanced by a memory foam layered seat
-)] Choice of 3 contoured backs, with 2-way built-in variable lumbar support
-)] 4-way adjustable arms fitted as standard, other arm options are also available
-)] Optional coccyx cut out available as well as a selection of other seat sizes
-)] Memory foam backs and an adjustable memory foam headrest are among the optional extras