













STREAM

Our entry level booths are as easy on the eye as on your budget strings. This great little range consists of 2, 4 and 6 person booths, to give you some informal breakout meeting space.

Available with wooden or chrome legs as standard and the option to add power and connectivity.

Code	Description	Dimensions mm
 STE 33	A two seater high back booth with table. Available with timber or metal legs.	W 2100 x D 800 x H 1400
 STE 34	A four seater high back booth with table. Available with timber or metal legs.	W 2100 x D 1400 x H 1400
 STE 35	A six seater high back booth with table. Available with timber or metal legs.	W 2100 x D 2000 x H 1400
 STE 42	A two seater high back booth with half depth arms, with table. Available with timber or metal legs.	W 2100 x D 800 x H 1400
 STE 43	A four seater high back booth with half depth arms, with table. Available with timber or metal legs.	W 2100 x D 1400 x H 1400
 STE 44	A six seater high back booth with half depth arms, with table. Available with timber or metal legs.	W 2100 x D 2000 x H 1400
 STE 45	A two seater high back booth, no arms, with table. Available with timber or metal legs.	W 2100 x D 700 x H 1400
 STE 46	A four seater high back booth, no arms, with table. Available with timber or metal legs.	W 2100 x D 1300 x H 1400
 STE 47	A six seater high back booth, no arms, with table. Available with timber or metal legs.	W 2100 x D 1900 x H 1400
 STE 48	A two seater low back booth, no arms, with table. Available with timber or metal legs.	W 2100 x D 700 x H 820
 STE 49	A four seater low back booth, no arms, with table. Available with timber or metal legs.	W 2100 x D 1300 x H 820
 STE 50	A six seater low back booth, no arms, with table. Available with timber or metal legs.	W 2100 x D 1900 x H 820

*Booth includes standard pole leg and MFC table top.

*Lockable castors available on request.



FABRIC BANDS

<u>BAND 1</u>	<u>BAND 2</u>
CAMIRA ERA	CAMIRA BLAZER
CAMIRA CANOPY	CAMIRA SYNERGY
CAMIRA RIVET	CAMIRA MAINLINE FLAX
	CAMIRA LANDSCAPE
	CAMIRA 24/7
	CAMIRA HEMP
	CAMIRA HEBDEN
	CAMIRA OXYGEN
	CAMIRA SILK
	CAMIRA TRACK
	CAMIRA TRAIL
	CAMIRA MAINLINE PLUS
<u>VINYL</u>	
CAMIRA VITA	
<u>SCREEN FABRICS</u>	
CAMIRA CARA	CAMIRA BLAZER LITE
CAMIRA LUCIA	CAMIRA SYNERGY 170
CAMIRA SONUS	

Fabric Specification :

We provide furniture upholstered in a variety of fabrics. The most commonly used manufacturer in the UK is Camira.

Our furniture can also be upholstered in many other ranges upon request.

Two tone upholstery is available . Please use the pricing from the Highest band.

Worktops & Panels :

Finishes for the hard surfaces come in variety of ranges and colours. Our standard finishes are available from; Egger and Kronospan. Please speak with your account manager for a list of these finishes.

Metal Legs & Table Bases :

Sofa legs come as standard in chrome, beech and black metal for products using 160H legs and oak for products using 250H legs.

Table legs come as standard as a square pole As Standard In White And Black.

Other options may be available, please speak with your account manager to discuss your requirements.