

Uni17 Task Chair

design for contract and education...



Operator back (1) with unique moulded seat, twin lever (7) severe contract rated mechanism.

Shown here with FA arms
Uni17FA













































Uni17 Task Chair has ergonomic back support, twin lever seat height and back rake adjustment with separate back height manual wheel adjustment.

Extra options include a 3 lever independent seat and back mechanism with seat tilt, adjustable sliding seat, adjustable lumbar, ratchet backrest height adjustment, height adjustable and multifunction swivel arms; polished chrome effect or silver 5 star base, draughtsman or counter heights with foot ring/glides and a matching cantilever visitor chair option in a choice of black or chrome frames.

- Tested by FIRA to BS5459 Part 2 Test Level S for severe contract use
- Fully ergonomic and exceeds all minimum VDU requirements
- Choice of 7 supportive backs
- Comfortable moulded seat foam with double waterfall front
- 5 year guarantee for normal 8 hour average use by up to 19 stone users
- Twin lever as standard with optional 3 lever mechanism with seat tilt
- Optional upgrade to Heavy Duty (HD) mechanism for users up to 23.5 stone
- Seat height 430-550mm, footprint 700 x 700, heights 1000 to 1300mm
- Choice of a wide range of fabrics, vinyl or leather upholstery

Uni bespoke coding and options

MECHANISM CHOICES	 7 back only mechanism £0	 5 independant seat and and back tilt	 I synchro seat and and back tilt	 HD HEAVY DUTY heavy duty mechanism	 Z ratchet included on HD versions	 5SPY synamics mechanism	 6B cantilever black
SEAT OPTIONS	 S sliding seat depth mechanism	 A petite seat 420 500	 C standard seat £0 470 500	 K medium seat 450 470	 L large seat 490 530	 MTO made to order seat	 MF memory foam
ARM CHOICES	 DR Fixed height ringarm	 A Height adjustable arm	 UA Height adjustable upholstered arm	 FA Foldaway height adjustable arms	 A3B 3 way adjustable height arms (non swivel) black finish	 A4X 4 way adjustable height arms (inc swivel)	 UA4X 4 way upholstered adjustable height arms (inc swivel)
BASE SPINDLE OPTIONS	 BM 640mm £0	 BL 700mm £0	 BB Black pyramid base	 VL Silver pyramid base	 XL Chrome pyramid base	 B5 Black coated aluminium base	 9 7" drop through £0 90mm range
CASTOR/GLIDES	 CASTOR 1 standard 50mm wheel / 42mm tower £0	 CASTOR 8 tall 65mm wheel / 42mm tower	 CASTOR 2 brake loaded castor	 CASTOR 3 brake unloaded castor	 CASTOR 4 pu castor	 GLIDE 5 35mm glide £0	 GLIDE 5 56mm glide £0
OTHER OPTIONS	 SP sacral pump	 LP lumbar pump	 L2 two way adjustable lumbar	 L2 LP pump and two way lumbar	 TP thoracic pump	 HR2 headrest	 HR heavy duty headrest