

# Uni37 Task Chair

design for contract and education...













































Uni37 Task Chair has ergonomic operator back support, twin lever seat height and back rake adjustment with separate back height manual wheel adjustment.

Extra options include a 3 lever independent seat and back mechanism with seat tilt, adjustable sliding seat, adjustable lumbar, ratchet backrest height adjustment, height adjustable and multifunction swivel arms; polished chrome effect or silver 5 star base, draughtsman or counter heights with foot ring/glides and a matching cantilever visitor chair option in a choice of black or chrome frames.

- Tested by FIRA to BS5459 Part 2 Test Level S for severe contract use
- Fully ergonomic and exceeds all minimum VDU requirements
- Choice of 7 supportive backs
- Comfortable moulded seat foam with double waterfall front
- 5 year guarantee for normal 8 hour average use by up to 19 stone users
- Twin lever as standard with optional 3 lever mechanism with seat tilt
- Optional upgrade to Heavy Duty (HD) mechanism for users up to 23.5 stone
- Seat height 430-550mm, footprint 700 x 700, heights 1000 to 1300mm
- Choice of a wide range of fabrics, vinyl or leather upholstery

# Uni bespoke coding and options

<b>MECHANISM CHOICES</b>	 <b>7</b> back only mechanism £0	 <b>5</b> independant seat and and back tilt	 <b>I</b> synchro seat and and back tilt	 <b>HD</b> heavy duty mechanism	 <b>Z</b> ratchet included on HD versions	 <b>5SPY</b> synamics mechanism	 <b>6B</b> cantilever black
<b>SEAT OPTIONS</b>	 <b>S</b> sliding seat depth mechanism	 <b>A</b> petite seat	 <b>C</b> standard seat £0	 <b>K</b> medium seat	 <b>L</b> large seat	 <b>MTO</b> made to order seat	 <b>MF</b> memory foam
<b>ARM CHOICES</b>	 <b>DR</b> Fixed height ringarm	 <b>A</b> Height adjustable arm	 <b>UA</b> Height adjustable upholstered arm	 <b>FA</b> Foldaway height adjustable arms	 <b>A3B</b> 3 way adjustable height arms (non swivel) black finish	 <b>A4X</b> 4 way adjustable height arms (inc swivel)	 <b>UA4X</b> 4 way upholstered adjustable height arms (inc swivel)
<b>BASE SPINDLE OPTIONS</b>	 <b>BM</b> 640mm £0	 <b>BL</b> 700mm £0	 <b>BB</b> Black pyramid base	 <b>VL</b> Silver pyramid base	 <b>XL</b> Chrome pyramid base	 <b>B5</b> Black coated aluminium base	 <b>9</b> 7" drop through 90mm range
<b>CASTOR/GLIDES</b>	 <b>CASTOR 1</b> standard 50mm wheel / 42mm tower £0	 <b>CASTOR 8</b> tall 65mm wheel / 42mm tower	 <b>CASTOR 2</b> brake loaded castor	 <b>CASTOR 3</b> brake unloaded castor	 <b>CASTOR 4</b> pu castor	 <b>GLIDE 5</b> 35mm glide £0	 <b>GLIDE 5</b> 56mm glide £0
<b>OTHER OPTIONS</b>	 <b>SP</b> sacral pump	 <b>LP</b> lumbar pump	 <b>L2</b> two way adjustable lumbar	 <b>L2 LP</b> pump and two way lumbar	 <b>TP</b> thoracic pump	 <b>HR2</b> headrest	 <b>HR</b> heavy duty headrest