

# Uni47 Task Chair

design for contract and education...



Certified for  
24 / 7 use













































Uni47 Task Chair has an ergonomic manager task back, twin lever seat height and back rake adjustment with separate back height manual wheel adjustment.

Extra options include a 3 lever independent seat and back mechanism with seat tilt, adjustable sliding seat, adjustable lumbar, ratchet backrest height adjustment, height adjustable and multifunction swivel arms; polished chrome effect or silver 5 star base, draughtsman or counter heights with foot ring/glides and a matching cantilever visitor chair option in a choice of black or chrome frames.

- Tested by FIRA to BS5459 Part 2 Test Level S for severe contract use
- Fully ergonomic and exceeds all minimum VDU requirements
- Choice of 7 supportive backs
- Comfortable moulded seat foam with double waterfall front
- 5 year guarantee for normal 8 hour average use by up to 19 stone users
- Twin lever as standard with optional 3 lever mechanism with seat tilt
- Optional upgrade to Heavy Duty (HD) mechanism for users up to 23.5 stone
- Seat height 430-550mm, footprint 700 x 700, heights 1000 to 1300mm
- Choice of a wide range of fabrics, vinyl or leather upholstery

# Uni bespoke coding and options

<b>MECHANISM CHOICES</b>	 <b>7</b> back only mechanism £0	 <b>5</b> independant seat and and back tilt	 <b>I</b> synchro seat and and back tilt	 <b>HD</b> heavy duty mechanism	 <b>Z</b> ratchet included on HD versions	 <b>5SPY</b> synamics mechanism	 <b>6B</b> cantilever black
<b>SEAT OPTIONS</b>	 <b>S</b> sliding seat depth mechanism	 <b>A</b> petite seat	 <b>C</b> standard seat £0	 <b>K</b> medium seat	 <b>L</b> large seat	 <b>MTO</b> made to order seat	 <b>MF</b> memory foam
<b>ARM CHOICES</b>	 <b>DR</b> Fixed height ringarm	 <b>A</b> Height adjustable arm	 <b>UA</b> Height adjustable upholstered arm	 <b>FA</b> Foldaway height adjustable arms	 <b>A3B</b> 3 way adjustable height arms (non swivel) black finish	 <b>A4X</b> 4 way adjustable height arms (inc swivel)	 <b>UA4X</b> 4 way upholstered adjustable height arms (inc swivel)
<b>BASE SPINDLE OPTIONS</b>	 <b>BM</b> 640mm £0	 <b>BL</b> 700mm £0	 <b>BB</b> Black pyramid base	 <b>VL</b> Silver pyramid base	 <b>XL</b> Chrome pyramid base	 <b>B5</b> Black coated aluminium base	 <b>9</b> 7" drop through 90mm range
<b>CASTOR/GLIDES</b>	 <b>CASTOR 1</b> standard 50mm wheel / 42mm tower £0	 <b>CASTOR 8</b> tall 65mm wheel / 42mm tower	 <b>CASTOR 2</b> brake loaded castor	 <b>CASTOR 3</b> brake unloaded castor	 <b>CASTOR 4</b> pu castor	 <b>GLIDE 5</b> 35mm glide £0	 <b>GLIDE 5</b> 56mm glide £0
<b>OTHER OPTIONS</b>	 <b>SP</b> sacral pump	 <b>LP</b> lumbar pump	 <b>L2</b> two way adjustable lumbar	 <b>L2 LP</b> pump and two way lumbar	 <b>TP</b> thoracic pump	 <b>HR2</b> headrest	 <b>HR</b> heavy duty headrest