

Uni77 Task Chair

design for executive...



Uni77

Executive manager extra high (7) back with unique moulded seat, twin lever (7) heavy duty rated mechanism

Shown with U4A-X arms,
Uni77UA4X













































Uni77 Task Chair with an extra high executive manager task back, twin lever seat height and back rake adjustment with separate back height manual wheel adjustment.

Extra options include a 3 lever independent seat and back mechanism with seat tilt, adjustable sliding seat, adjustable lumbar, ratchet backrest height adjustment, height adjustable and multifunction swivel arms; polished chrome effect or silver 5 star base, draughtsman or counter heights with foot ring/glides and a matching cantilever visitor chair option in a choice of black or chrome frames.

- Tested by FIRA to BS5459 Part 2 Test Level S for severe contract use
- Fully ergonomic and exceeds all minimum VDU requirements
- Choice of 7 supportive backs
- Comfortable moulded seat foam with double waterfall front
- 5 year guarantee for normal 8 hour average use by up to 19 stone users
- Twin lever as standard with optional 3 lever mechanism with seat tilt
- Optional upgrade to Heavy Duty (HD) mechanism for users up to 23.5 stone
- Seat height 430-550mm, footprint 700 x 700, heights 1000 to 1300mm
- Choice of a wide range of fabrics, vinyl or leather upholstery

Uni bespoke coding and options

MECHANISM CHOICES	 7 back only mechanism £0	 5 independant seat and and back tilt	 I synchro seat and and back tilt	 HD heavy duty mechanism	 Z ratchet included on HD versions	 5SPY synamics mechanism	 6B cantilever black
SEAT OPTIONS	 S sliding seat depth mechanism	 A petite seat	 C standard seat £0	 K medium seat	 L large seat	 MTO made to order seat	 MF memory foam
ARM CHOICES	 DR Fixed height ringarm	 A Height adjustable arm	 UA Height adjustable upholstered arm	 FA Foldaway height adjustable arms	 A3B 3 way adjustable height arms (non swivel) black finish	 A4X 4 way adjustable height arms (inc swivel)	 UA4X 4 way upholstered adjustable height arms (inc swivel)
BASE SPINDLE OPTIONS	 BM 640mm £0	 BL 700mm £0	 BB Black pyramid base	 VL Silver pyramid base	 XL Chrome pyramid base	 B5 Black coated aluminium base	 9 7" drop through 90mm range
CASTOR/GLIDES	 CASTOR 1 standard 50mm wheel / 42mm tower £0	 CASTOR 8 tall 65mm wheel / 42mm tower	 CASTOR 2 brake loaded castor	 CASTOR 3 brake unloaded castor	 CASTOR 4 pu castor	 GLIDE 5 35mm glide £0	 GLIDE 5 56mm glide £0
OTHER OPTIONS	 SP sacral pump	 LP lumbar pump	 L2 two way adjustable lumbar	 L2 LP pump and two way lumbar	 TP thoracic pump	 HR2 headrest	 HR heavy duty headrest