

# Universal Lockers



**725mm High  
Key Lock  
End of Run  
Personal Lockers**

Add **K** to the end of the product code when ordering

Supplied with adjustable shelves on fixed shelf pins



**725mm High  
Combination Lock  
End of Run  
Personal Lockers**

Add **CL** to the end of the product code when ordering

Supplied with adjustable shelves on fixed shelf pins

Code	W x D x H	Grain	Doors
<b>ERL16304</b>	1630 x 420 x 725	<b>FB</b>	8
<b>ERL164</b>	1600 x 420 x 725	<b>FB</b>	8
<b>ERL14304</b>	1430 x 420 x 725	<b>FB</b>	8
<b>ERL144</b>	1400 x 420 x 725	<b>FB</b>	8
<b>ERL12304</b>	1230 x 420 x 725	<b>FB</b>	6
<b>ERL124</b>	1200 x 420 x 725	<b>FB</b>	6
<b>ERL8154</b>	815 x 420 x 725	<b>FB</b>	4
<b>ERL84</b>	800 x 420 x 725	<b>FB</b>	4
<b>ERL7154</b>	715 x 420 x 725	<b>FB</b>	4
<b>ERL74</b>	700 x 420 x 725	<b>FB</b>	4



**900mm High  
Key Lock  
End of Run  
Personal Lockers**

Add **K** to the end of the product code when ordering

Supplied with adjustable shelves on fixed shelf pins

**900mm High  
Combination Lock  
End of Run  
Personal Lockers**

Add **CL** to the end of the product code when ordering

Supplied with adjustable shelves on fixed shelf pins

Code	W x D x H	Grain	Doors
<b>ERL163049</b>	1630 x 420 x 900	<b>FB</b>	8
<b>ERL1649</b>	1600 x 420 x 900	<b>FB</b>	8
<b>ERL143049</b>	1430 x 420 x 900	<b>FB</b>	8
<b>ERL1449</b>	1400 x 420 x 900	<b>FB</b>	8
<b>ERL123049</b>	1230 x 420 x 900	<b>FB</b>	6
<b>ERL1249</b>	1200 x 420 x 900	<b>FB</b>	6
<b>ERL81549</b>	815 x 420 x 900	<b>FB</b>	4
<b>ERL849</b>	800 x 420 x 900	<b>FB</b>	4
<b>ERL71549</b>	715 x 420 x 900	<b>FB</b>	4
<b>ERL749</b>	700 x 420 x 900	<b>FB</b>	4



**Personal Group  
Lockers**

Shelves supplied separately

Please Note:  
Number Plates are supplied separately. Please specify number range when placing your order (1 to 50 etc)

Code	W x D x H	Grain	Doors
<b>PGL4M</b>	968 x 500 x 900	<b>LR</b>	4
<b>PGL6M</b>	1452 x 500 x 900	<b>LR</b>	6
<b>PGL9M</b>	1452 x 500 x 1300	<b>LR</b>	9
<b>PGL12M</b>	1452 x 500 x 1700	<b>LR</b>	12
<b>PGLDM</b>	479 x 396 x 18mm	<b>LR</b>	door only
<b>PGLS</b>		<b>LR</b>	shelf only
<b>2PGLPLT</b>	Number Plates - Please specify range		

Please contact our Specials Department for lockers with more than 2 colour finishes

**Codes for board finishes:**

Walnut (N), Canadian Maple (CM), Japanese Ash (J), Beech (B), Light Oak (LO), Silver (S), Grey (G), White (W), Santiago Cherry (SC), Stone Oak (SO), Black (BL), Anthracite (AN), Verade Oak (VO), Slate (ST), Nebraska Oak (NO), Natural (NA), Nordic (RD), Rustic (R)



### Personal Lockers

Each locker compartment is supplied with 1 adjustable shelf

Code	W x D x H	Grain	Doors	Shelves
<b>PL1</b>	400 x 525 x 1657	LR	1	1
<b>PL2</b>	400 x 525 x 1657	LR	2	2
<b>PL3</b>	400 x 525 x 1657	LR	3	3
<b>PL4</b>	400 x 525 x 1657	LR	4	4



### Personal Post & Various Door Lockers

Each locker compartment is supplied with 1 adjustable shelf


PPL4 Post locker supplied with 28mm opening

<b>PPL4</b>	400 x 525 x 1657	LR	4	4
<b>PLS2</b>	400 x 525 x 1657	LR	2	2
<b>PLS3</b>	400 x 525 x 1657	LR	3	3

#### Codes for board finishes:

Walnut (N), Canadian Maple (CM), Japanese Ash (J), Beech (B), Light Oak (LO), Silver (S), Grey (G), White (W), Santiago Cherry (SC), Stone Oak (SO), Black (BL), Anthracite (AN), Verade Oak (VO), Slate (ST), Nebraska Oak (NO), Natural (NA), Nordic (RD), Rustic (R)


Colours storage offers contrasting doors or drawer fronts.



## BOARD FINISHES



Nordic (RD)



Black (BL)



Stone Oak (SO)




Nebraska Oak (NO)



Rustic (R)




Japanese Ash (J)



Natural (NA)



Canadian Maple (CM)



Light Oak (LO)



Anthracite (AN)




Slate (ST)



Verade Oak (VO)



Grey (G)



Silver (S)



Santiago Cherry (SC)



White (W)



Beech (B)



Walnut (N)